

Employment Report



OHIO

January 2006

Media Contact: Lesly Baer
(800) 422-3819
leslybaer@spherion.com

Employee Confidence Index ↓

Macroeconomic Confidence Index ↓

Personal Confidence Index ↓

Job Security ↓

Job Transition ↑

Ohio Employee Confidence Index Decreases as More Workers Express Pessimism about Macroeconomic and Personal Job Situation

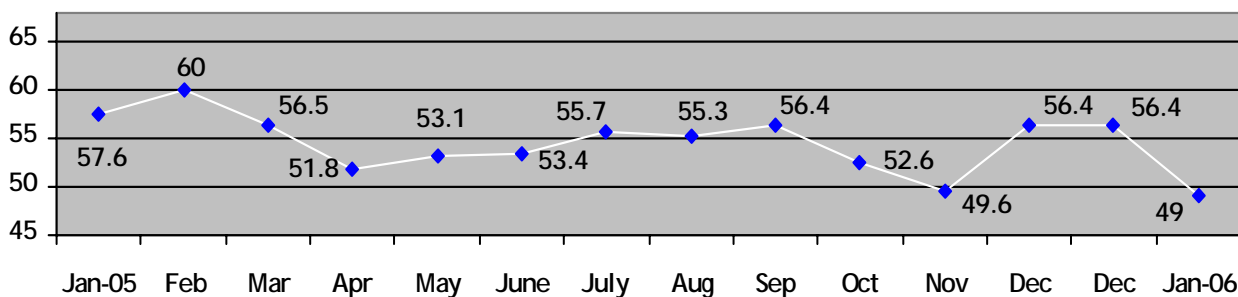
COLUMBUS, Ohio, March 7, 2006 — The Ohio Employee Confidence Index decreased 7.4 points to 49 in January as fewer workers expressed confidence in their personal employment situation, according to the Ohio Spherion Employment Report. The monthly survey, conducted by Harris Interactive® on behalf of Spherion Corporation (NYSE:SFN), showed a 9.2-point drop in the subscale Personal Confidence to 64 in January. The percentage of workers confident in the future of their employer decreased 12 percentage points to 47 percent in January, and the percentage of workers saying they are not confident in their ability to find a new job rose fourteen percentage points to 23 percent.

The subscale Macroeconomic Confidence Index also declined, though less markedly. The 5.5-point slide is due to a 14-percentage point increase in the percentage of workers who believe the economy is getting weaker. *For detailed information on the calculation of the Employee Confidence Index and its subscale measurements, please see the "About the Spherion Employment Report" section below.*

"This month's decline demonstrates the continued uncertainty and pessimism felt by workers throughout the state," said Robert Schulte, Spherion franchise owner in Ohio. "On the bright side, the vast majority of workers still believe that their jobs are not at risk and more workers say they are likely to look for a new job in the next 12 months. In our own business, we're getting optimistic projections from employers in the western part of the state, but the outlook is less clear in the northeastern region, where the large manufacturer layoffs have been concentrated."

Employee Confidence Index: The overall Ohio Employee Confidence Index was 49 in January, decreasing 7.4 points from December, and down 8.6 points from a year ago. The Index, which measures adult workers' confidence in their personal employment situation and the macroeconomic environment, decreased in January because more workers were pessimistic about the strength of the economy and their personal employment situation.

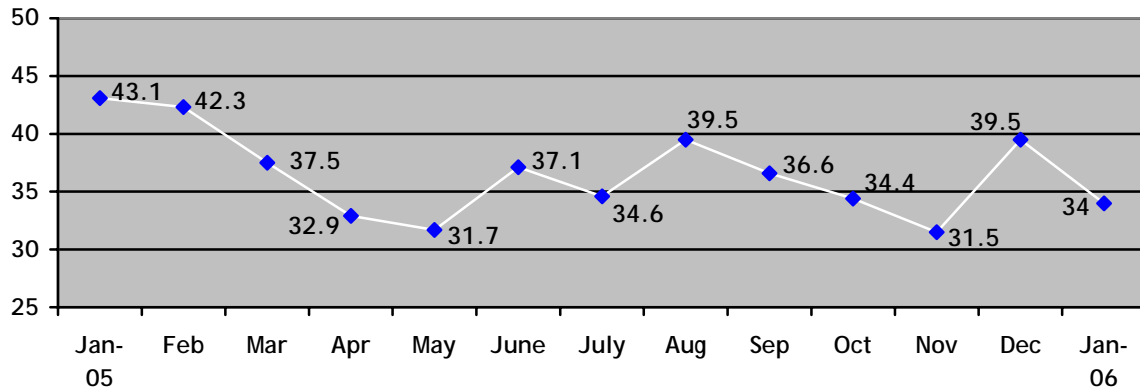
Employee Confidence Index



(more)

Macroeconomic Confidence Index: The Ohio Macroeconomic Confidence Index was 34 in January, down from 39.5 points in December, as fewer workers were optimistic about the strength of the economy and the availability of jobs.

Macroeconomic Confidence Index



Note: The data below was used to calculate the Macroeconomic Confidence Index. For the following, respondents were asked to select a point on a scale of 1 to 5 (where a "1" indicates a weak economy or fewer jobs available while a "5" indicates a stronger economy or more jobs available) that best represents their opinions.

- **Fewer Workers Believe More Job Are Available:** Only 12% of adult workers in Ohio believe more jobs are available, down three percentage points from the previous month.

Job Availability

| <u>January 2006</u> | | <u>December 2005</u> | |
|---------------------|-----|----------------------|-----|
| More Jobs: | 12% | More Jobs: | 15% |
| Neutral: | 42% | Neutral: | 42% |
| Fewer Jobs | 46% | Fewer Jobs: | 43% |

- **Fewer Workers Believe the Economy is Strengthening:** 20% of adult Ohio workers believe the economy is getting stronger, down two percentage points from December. In addition, 50% of workers believe the economy is getting weaker, up from 36% in December.

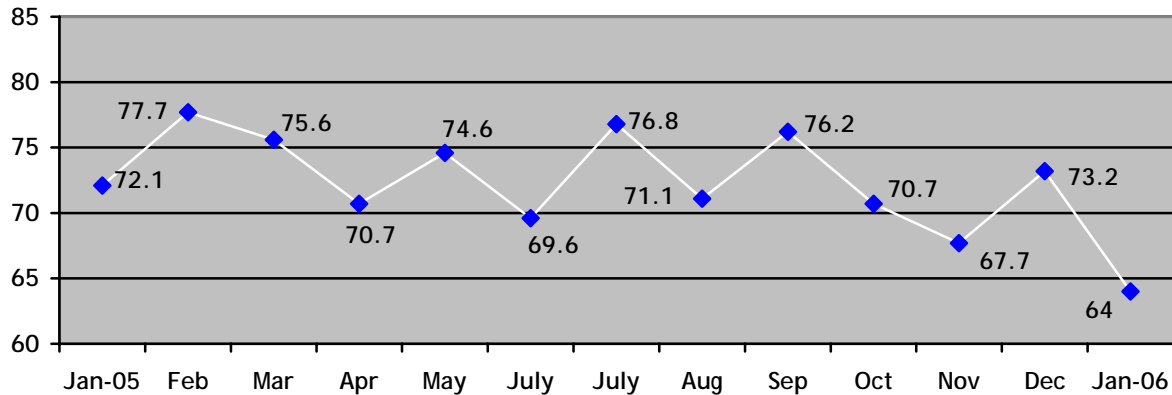
Strength of Economy

| <u>January 2006</u> | | <u>December 2006</u> | |
|---------------------|-----|----------------------|-----|
| Getting stronger: | 20% | Getting stronger: | 22% |
| Staying the same: | 30% | Staying the same: | 41% |
| Getting weaker: | 50% | Getting weaker: | 36% |

(more)

Personal Confidence Index: The Personal Confidence Index in Ohio decreased 9.2 points to 64 in January. This decrease was due to fewer workers being confident in the future of their employer. The January 2005 level was 8.1 points lower than a year ago.

Personal Confidence Index



Note: The data below was used to calculate the Personal Confidence Index. For the following, respondents were asked to select a point on a scale of 1 to 5 (where a "1" indicates no confidence in either one's ability to find a job or no confidence in the future of one's employer, while a "5" indicates a lot of confidence in one's ability to find a job or the future of one's employer) that best represents their opinions.

- Fewer Workers Confident in the Future of Their Employer**
 47% of adult workers are confident in the future of their employer, compared to 59% in December.

Confidence in Future of Current Employer

| <u>January 2006</u> | | <u>December 2005</u> | |
|---------------------|-----|----------------------|-----|
| Confident: | 47% | Confident: | 59% |
| Neutral: | 29% | Neutral: | 28% |
| Not confident: | 24% | Not confident: | 13% |

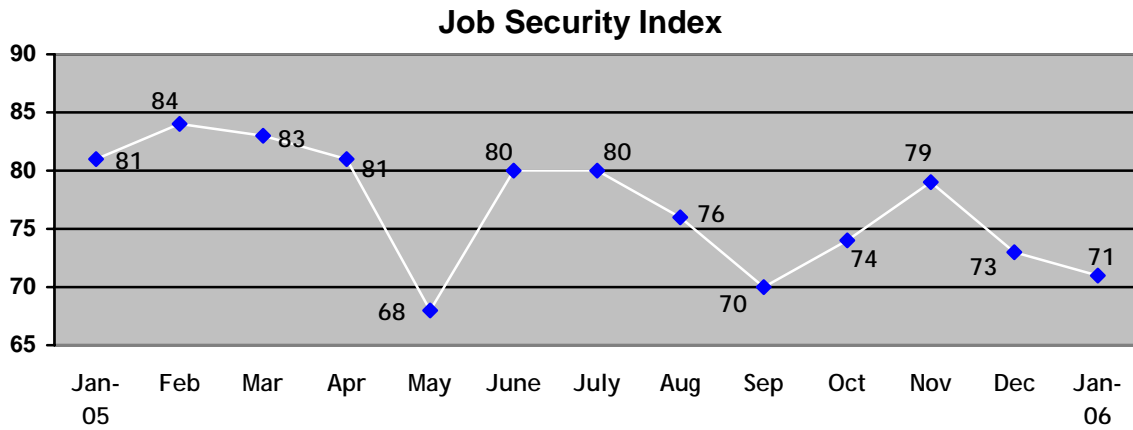
- Percentage of Workers Confident in Ability to Find a New Job Decreases**
 55% of adult workers in Ohio have confidence in their own ability to find a new job, compared to 56% in December. In addition, 23 percent of workers are not confident in their ability to find a new job, versus nine percent in December.

Own Ability to Find New Job

| <u>January 2006</u> | | <u>December 2005</u> | |
|---------------------|-----|----------------------|-----|
| Confident: | 55% | Confident: | 56% |
| Neutral: | 22% | Neutral: | 35% |
| Not Confident: | 23% | Not Confident: | 9% |

(more)

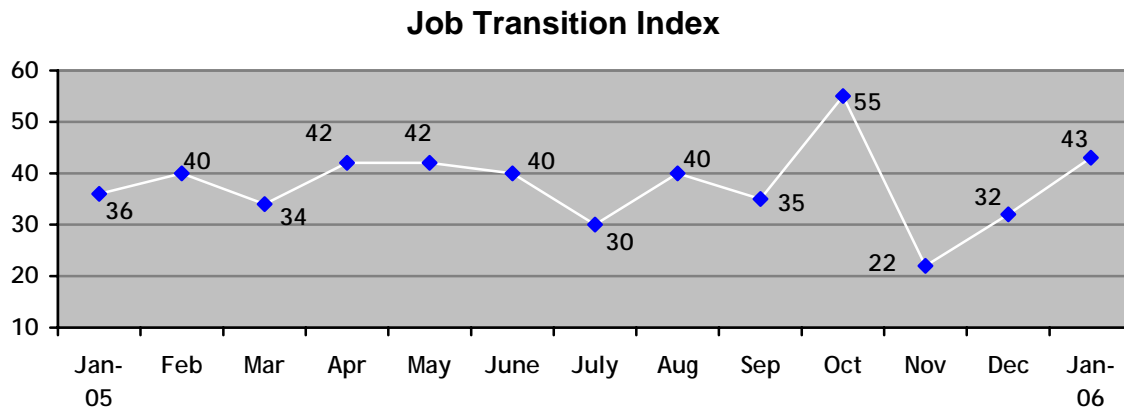
Job Security Index: The Ohio Job Security Index was 71 in January, down two percentage points from December. The Index level is down 10 percentage points from one year ago.



Likelihood of losing job or job elimination in next 12 months

| <u>January 2006</u> | | <u>December 2005</u> | |
|------------------------------|-----|------------------------------|-----|
| Likely: | 18% | Likely: | 17% |
| Neither unlikely nor likely: | 11% | Neither unlikely nor likely: | 10% |
| Not Confident: | 71% | Unlikely: | 73% |

Job Transition Index: 43% of Ohio adult workers say they are likely to job search in the next year, up 11 percentage points from December. The Index is seven percentage points higher than last year.



Likelihood of looking for new job in next 12 months

| <u>January 2006</u> | | <u>December 2005</u> | |
|------------------------------|-----|------------------------------|-----|
| Likely: | 43% | Likely: | 32% |
| Neither unlikely nor likely: | 4% | Neither unlikely nor likely: | 13% |
| Not Confident: | 53% | Unlikely: | 55% |

(more)

About the Spherion Employment Report

As part of the Spherion® Emerging Workforce® Series of employment surveys, the monthly Spherion Employment Report provides a snapshot of the latest workforce trends across the country and is issued in conjunction with state and national labor market releases. Three key indices are measured: the Spherion Job Security Index, which captures how likely respondents think it is that they will lose their job or that their job will be eliminated in the next 12 months; the Spherion Job Transition Index, which captures how likely respondents are to look for a new job in the next 12 months and the Employee Confidence Index that measures employees' overall confidence in the economy, their employer and their ability to find other employment. The Employee Confidence Index is calculated from the results of four components that reflect these aspects of employee confidence. For each component item a 'score' is calculated by taking the difference of the percentage of positive responses and the percentage of negative responses. These four scores are then averaged to indicate an overall level of employee confidence and is scaled from 0 (no confidence) to 100 (complete confidence). A reading above 50 indicates a positive confidence level.

Methodology

The January 2006 Spherion Employment Report is based on data from a Harris Interactive® online survey conducted on behalf of Spherion Corporation. A U.S. sample of 3,194 employed adults, aged 18 years and older, of whom 100 are employed in Ohio (for December 2005 n=110), was interviewed in a series of two polls conducted between January 3-5 and January 10-12, 2006. Figures for age, sex, race/ethnicity, income, education and region were weighted where necessary to bring them into line with their actual proportions in the population. Propensity score weighting adjusted for respondents' propensity to be online. In theory, with probability samples of this size, one could say with 95 percent certainty that the results for the overall sample have a sampling error of plus or minus 2 percentage points. Sampling error for the Ohio sample results is plus or minus 10 percentage points of what they would be if the entire Ohio employed adult population had been polled with complete accuracy. This online sample is not a probability sample.

About Spherion

Spherion Corporation is a leader in the staffing industry in North America, providing value-added staffing, recruiting and workforce solutions. Spherion has helped companies improve their bottom line by efficiently planning, acquiring and optimizing talent since 1946. To learn more, visit www.spherion.com.

About Harris Interactive®

Harris Interactive Inc. (www.harrisinteractive.com), based in Rochester, New York, is the 13th largest and the fastest-growing market research firm in the world, most widely known for *The Harris Poll*® and for its pioneering leadership in the online market research industry. Long recognized by its clients for delivering insights that enable confident business decisions, the Company blends the science of innovative research with the art of strategic consulting to deliver knowledge that leads to measurable and enduring value.

Harris Interactive serves clients worldwide through its United States, Europe (www.harrisinteractive.com/europe) and Asia offices, its wholly-owned subsidiary Novatris in Paris, France (www.novatris.com), and through an independent global network of affiliate market research companies.
EOE M/F/D/V

To become a member of the Harris Poll OnlineSM and be invited to participate in future online surveys, go to www.harrispollonline.com

###